



STATEMENT OF VOTE

June 5, 2001



Special All-Mail Ballot School District Elections

Compiled by
Richard W. Bedal
Santa Cruz County Clerk





County of Santa Cruz

ELECTIONS DEPARTMENT

701 OCEAN STREET, ROOM 210, SANTA CRUZ, CA 95060-4076
(831) 454-2060 FAX: (831) 454-2445 TDD: (831) 454-2123
E-MAIL: gail.pellerin@co.santa-cruz.ca.us Web Site: www.votescount.com

RICHARD W. BEDAL, COUNTY CLERK
GAIL L. PELLERIN, ELECTIONS MANAGER

This Statement of Vote is prepared and issued pursuant to Elections Code Section 15372.

The Statement of Vote reports the total number of votes cast for and against Measure E - Loma Prieta Joint Union Elementary School District Parcel Tax; Measure W - School Parcel Transfer Lockhart Gulch; and Measure X - School Parcel Transfer Schulties Road. These special elections were conducted by all-mail ballot pursuant to Elections Code 4000 et. seq.

Please refer to the table of contents for other valuable election information contained in this Statement of Vote.

Copies of this Statement of Vote may be purchased for 50 cents per page.

If you have any questions concerning any portion of this Statement of Vote or need additional copies, please contact the Santa Cruz County Elections Department, 701 Ocean St., Room 210, Santa Cruz, CA, 95060; phone 831-454-2060; FAX 831-454-2445; website www.votescount.com

Sincerely,

Richard W. Bedal
County Clerk

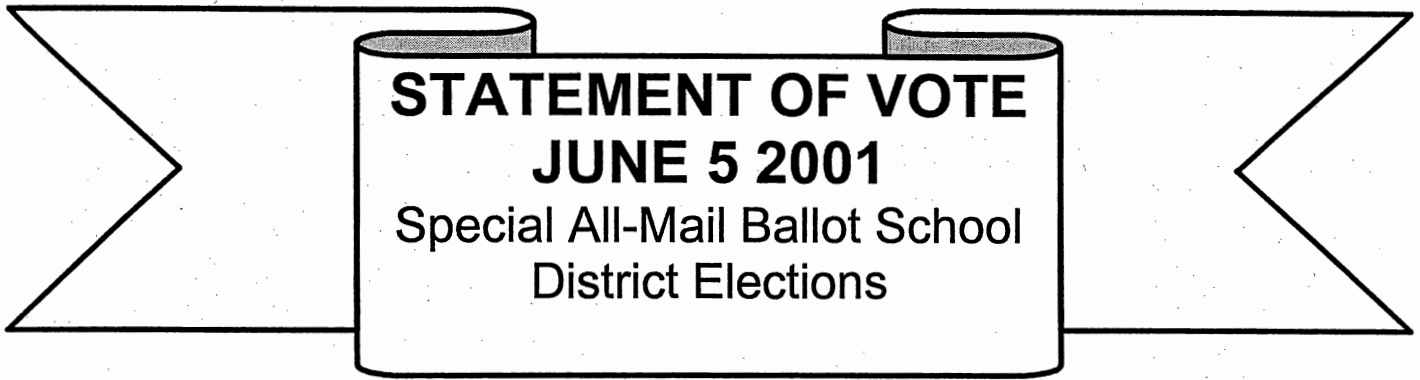


Table of Contents


Certification of the Votes Cast	i
Voter Registration and Turnout Statistics.....	ii
Local Measures	
E – Loma Prieta School District Special Tax	1
W – School Parcel Transfer, Lockhart Gulch	2
X – School Parcel Transfer, Schulties Road	3
Mail Ballot Statistics for Measure E ONLY	
Applications by date	4
Return Data	6
Challenge Statistics.....	9
Voter Registration	
Loma Prieta Joint Union Elementary School District	10
Final Election Summary	
Measure E.....	11

Certification of the Votes Cast

State of California }
County of Santa Cruz } *ss.*

I, Richard W. Bedal, County Clerk of the County of Santa Cruz, do hereby certify that the following is a full, true and correct statement of the result of the official canvass of the returns of the June 5, 2001 Special School District Elections.

I hereby set my hand and seal this 6th day of June, 2001.



Richard W. Bedal
Santa Cruz County Clerk



Voter Registration and Turnout Statistics for Santa Cruz County

Election Date	Registration	Turnout	Percent	Absentees Issued	Absentees Counted ¹
June 1976	84,034	61,890	73.6	NA	3,185
Nov 1976	96,035	75,970	79.1	NA	4,004
June 1978	103,701	68,231	65.7	NA	3,670
Nov 1978	97,232	68,494	70.4	NA	3,778
Nov 1979	97,780	40,486	41.4	NA	2,222
June 1980	102,045	74,016	72.5	NA	3,997
Nov 1980	112,457	87,269	77.6	NA	6,013
Nov 1981	105,590	27,825	26.3	NA	NA
June 1982	105,337	64,437	61.2	4,828	3,793
Nov 1982	111,494	78,946	70.8	6,810	5,962
Nov 1983	104,796	33,303	31.7	6,363	3,908
June 1984	110,719	61,245	51.3	5,548	4,600
Nov 1984	124,836	97,155	77.8	11,502	10,402
Nov 1985	118,854	33,866	28.5	4,665	3,283
June 1986	114,171	54,939	48.1	6,646	5,403
Nov 1986	117,615	75,063	63.8	9,093	7,698
Oct 1987 ²	8,849	3,695	41.7	8,849	3,695
Nov 1987	113,846	25,743	25.5	4,797	3,310
June 1988	118,741	74,940	63.1	9,376	7,809
Nov 1988	132,816	106,088	79.9	23,326	18,064
Nov 1989 ³	1,758	165	9.3	43	27
Nov 1989 ⁴	390	166	42.5	15	13

¹ Absentees counted excludes mail ballot precincts.

² San Lorenzo Valley Water District all mail ballot election.

³ Central Water District Board of Directors Election

⁴ Pacific School Tax Measure

Voter Registration and Turnout Statistics for Santa Cruz County

Election Date	Registration	Turnout	Percent	Absentees Issued	Absentees Counted ¹
June 1990	122,505	57,756	47.2	10,736	8,627
Nov 1990	129,150	82,392	63.8	21,382	17,628
June 1992	133,334	69,646	52.2	14,178	12,013
Nov 1992	148,281	116,527	78.6	29,640	26,586
April 1993 ²	103,451	31,976	30.9	17,536	11,771
June 1993 ³	103,271	33,886	32.8	19,703	14,619
Aug 1993 ⁴	121,110	33,619	27.8	20,796	15,733
Nov 1993 ⁵	140,007	66,056	47.2	30,997	24,470
June 1994	132,139	58,040	44.0	17,505	15,422
Nov 1994	140,960	93,644	66.4	36,146	30,680
Nov 1995 ⁶	2,415	729	30.2	340	238
Dec 1995 ⁷	33,089	10,513	31.8	6,100	4,729
March 1996	133,652	65,981	49.4	25,862	20,441
June 1996 ⁸	2,348	783	33.3	475	403
Nov 1996	148,663	104,085	70.0	37,145	28,281
June 1997 ⁹	74,468	17,498	23.5	10,297	8,170
Nov 1997 ¹⁰	6,600	3,849	58.3	All mail	All mail
April 1998 ¹¹	64,593	17,073	26.4	8,867	6,973
April 1998 ¹²	737	339	46.0	274	235

¹ Absentees counted excludes mail ballot precincts.

² 17th Congressional District Special Vacancy Election

³ 17th Congressional District Run-off Election

⁴ 27th Assembly District Special Vacancy Election

⁵ Special Statewide Election consolidated with 27th AD run-off

⁶ Loma Prieta Elementary School District Gann Limit Measure & Aromas Fire Board

⁷ 15th Congressional District Special Vacancy Election

⁸ Loma Prieta Elementary School District Gann Limit. Measure P

⁹ County Parks and Recreation (CSA 11) special tax, Measure A

¹⁰ Special District Election, Scotts Valley Drive, Measure D – All mail ballot election

¹¹ Santa Cruz High School & Elementary School District Bonds, Measures E & H

¹² Lakeside School District Bond, Measure B.

Election Date	Registration	Turnout	Percent	Absentees Issued	Absentees Counted¹
June 1998	130,197	66,826	51.3	26,359	20,774
Nov 1998	137,955	86,634	62.8	32,199	25,502
Mar 1999 ²	37,232	8,862	23.9	3,923	3,234
June 1999 ³	6,509	3,989	61.3	2,342	2,077
Aug 1999 ⁴	705	429	60.9	230	215
Nov 1999 ⁵	4,959	1,627	32.8	1,167	888
Nov 1999 ⁶	682	279	40.9	All mail	All mail
March 2000	134,997	79,746	59.1	26,535	22,267
Nov 2000	145,214	109,266	75.2	39,155	30,388
June 2001 ⁷	2,396			2,396	
June 2001 ⁸	8	8	100.00	8	8
June 2001 ⁹	11	11	100.00	11	11

¹ Absentees counted excludes mail ballot precincts.

² City of Santa Cruz Fluoride Initiative, Measure N.

³ City of Scotts Valley Glenwood Referendum, Measures O & P.

⁴ City of Watsonville, District 1 Special Vacancy Election (term expires 12/2000)

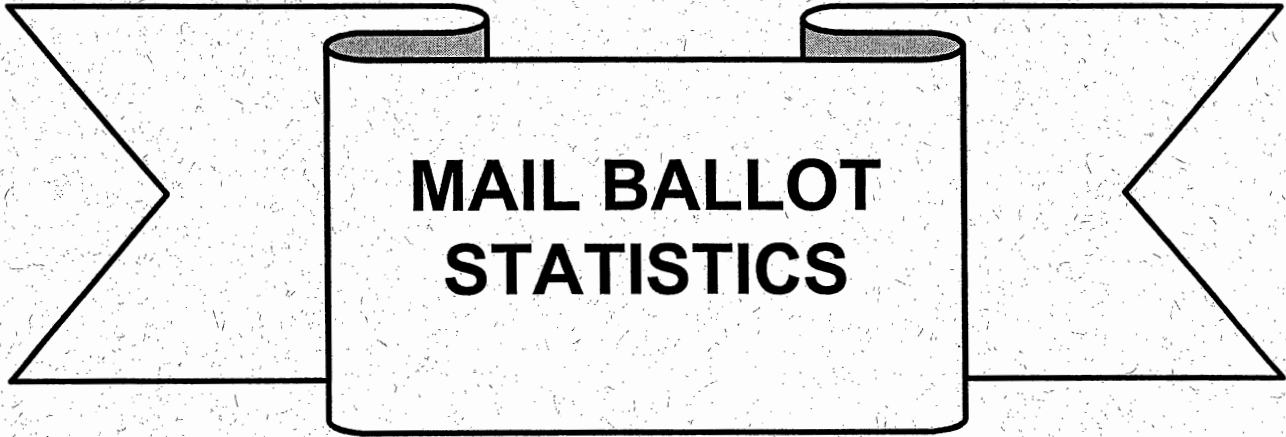
⁵ Pajaro Valley Unified School District, Area 6, Special Vacancy Election.

⁶ Salsipuedes Sanitary District Board of Directors – all mail ballot election

⁷ Loma Prieta Joint Union Elementary School District Special Tax, Measure E – all mail ballot election

⁸ Transfer 7 parcels from SLVUSD to SVUSD, Measure W – all mail ballot election

⁹ Transfer 16 parcels from SVUSD to LG-SJUHS, Measure X – all mail ballot election



**MAIL BALLOT
STATISTICS**

Created: 6/06/2001 @ 10:13 AM
 Job ID: AVS.JOB.66
 Reg. Close Date: 5/21/01

Santa Cruz Elections
 APPLICATIONS BY DATE
 SPECIAL SCHOOL DISTRICT ELECTION

Page: 1
 Report ID: AVS-530
 Election Date: 6/05/01

DATE RECEIVED	TOTAL APPS	B SAM BAL	A FAX AV	L LETR	S SOS FORM	C CNTR	E EMAI AV	F FED	M MILI AV	6 60 DAY	P PERM AV	Q MAIL PCT	W FRGN AV	R NEW RES	G FAC
EARLY	2372	0	0	0	0	0	0	0	0	0	0	2372	0	0	0
5/08/01	1	0	0	0	0	1	0	0	0	0	0	0	0	0	0
5/18/01	1	0	0	0	0	1	0	0	0	0	0	0	0	0	0
5/23/01	29	0	0	0	0	0	0	0	0	0	0	29	0	0	0
5/29/01	1	0	0	0	0	1	0	0	0	0	0	0	0	0	0
5/31/01	3	0	0	0	0	3	0	0	0	0	0	0	0	0	0
GRAND TOTAL	2407	0	0	0	0	6	0	0	0	0	0	2401	0	0	0
BALLOTS ISSUED:															
NONE	0	0	0	0	0	0	0	0	0	0	0	0	0	0	0
ONE	2393	0	0	0	0	6	0	0	0	0	0	2387	0	0	0
TWO	14	0	0	0	0	0	0	0	0	0	0	14	0	0	0
THREE	0	0	0	0	0	0	0	0	0	0	0	0	0	0	0
TOTAL	2421	0	0	0	0	6	0	0	0	0	0	2415	0	0	0

Created: 6/06/01 @ 10:14 AM
 Job ID: AVS.JOB.66
 Reg. Close Date: 5/21/01

Santa Cruz Elections
 CUMULATIVE BALLOT TYPE TOTALS
 SPECIAL SCHOOL DISTRICT ELECTION

Page: 1
 Report ID: AVS-540B
 Election Date: 6/05/01

BAL TYPE	TOTAL ISSUED	N MAIL	O MAIL OC	C CNTR	M SPEC MIL	F SPEC FRGN	6 60 DAY	P PERM AV	Q MAIL PCT	W FRGN MAIL	2 2ND BLT	R NEW RES	G FAC	I MISS INFO	J MISS SP	1 2ND CNTR
001 00	2421	0	0	6	0	0	0	0	2401	0	0	0	0	0	0	14
GRAND TOTAL	2421	0	0	6	0	0	0	0	2401	0	0	0	0	0	0	14

Created: 6/06/2001 @ 10:14 AM
Job ID: AVS.JOB.66
Reg. Close Date: 5/21/01

Santa Cruz Elections
RETURNED BALLOTS BY DATE
SPECIAL SCHOOL DISTRICT ELECTION

Page: 1
Report ID: AVS-535
Election Date: 6/05/01

DATE RECEIVED	TOTAL	C CNTR	M MAIL	P POLL PL	W WATS	F FAX	D DROP BOX	X CITY CLKS
5/10/01	3	0	3	0	0	0	0	0
5/11/01	115	0	115	0	0	0	0	0
5/14/01	199	0	199	0	0	0	0	0
5/15/01	146	0	146	0	0	0	0	0
5/16/01	160	0	160	0	0	0	0	0
5/17/01	73	0	73	0	0	0	0	0
5/18/01	97	2	95	0	0	0	0	0
5/21/01	90	0	90	0	0	0	0	0
5/22/01	58	0	58	0	0	0	0	0
5/23/01	64	0	64	0	0	0	0	0
5/24/01	38	0	38	0	0	0	0	0
5/25/01	40	0	40	0	0	0	0	0
5/29/01	29	0	29	0	0	0	0	0
5/30/01	106	1	105	0	0	0	0	0
5/31/01	30	0	30	0	0	0	0	0
6/01/01	41	0	41	0	0	0	0	0
6/04/01	47	0	47	0	0	0	0	0
6/05/01	117	5	53	59	0	0	0	0
GOOD	1309	8	1242	59	0	0	0	0
CHALLENGED	132	0	132	0	0	0	0	0
UNDELIV	12	0	12	0	0	0	0	0
VOIDED	0	0	0	0	0	0	0	0
GRAND TOTAL	1453	8	1386	59	0	0	0	0

Created: 6/06/01 @ 10:15 AM
Job ID: AVS.JOB.66
Reg. Close Date: 5/21/01

Santa Cruz Elections
BALLOTS ISSUED AND RETURNED BY BALLOT TYPE
SPECIAL SCHOOL DISTRICT ELECTION

Page: 1
Report ID: AVS-560
Election Date: 6/05/01

Ballot Type	Voters Issued Ballots	Voters Returning Ballots	Total Ballots Issued	Total Ballots Returned	Good	Chal	Undel	Voided
001	2,407	1,453	2,421	1,453	1,309	132	12	0
TOTAL	2,407	1,453	2,421	1,453	1,309	132	12	0

Created: 6/06/01 @ 10:15 AM
Job ID: AVS.JOB.66
Reg. Close Date: 5/21/01

Santa Cruz Elections
BALLOTS ISSUED AND RETURNED BY ISSUE CODE
SPECIAL SCHOOL DISTRICT ELECTION

Page: 1
Report ID: AVS-561
Election Date: 6/05/01

Issue Code	Voters Issued Ballots	Voided Issued Ballots	Total Ballots Issued	Total Ballots Returned	Good	Chal	Undel	Voided
1	14	0	14	8	8	0	0	0
C	6	0	6	4	4	0	0	0
Q	2,387	14	2,401	1,441	1,297	132	12	0
TOTAL	2,407	14	2,421	1,453	1,309	132	12	0

Created: 6/06/01 @ 10:16 AM
 Job ID: AVS.JOB.66
 Reg. Close Date: 5/21/01

Santa Cruz Elections
 BALLOTS ISSUED AND RETURNED BY CHALLENGE CODE
 SPECIAL SCHOOL DISTRICT ELECTION

Page: 1
 Report ID: AVS-562
 Election Date: 6/05/01

Issue Code	Issue Abbr	TOTAL	T BAL-TYPE	F FAX	B BOTH	D DUP	I IN-ACTV	E ID-ENV	Q NO-REQ	R NEW-ADDR	S NO-SIG	M SIG-MTCH	J REJ-BAL	H RES-ADDR	P FAIL-SAFE	A UNAU-RET	G GONE-LEFT	N INCR-PERS	O OTHR
Q	MAIL-PCT	132	0	0	1	0	0	0	0	0	10	14	0	0	5	0	102	0	0
	TOTAL	132	0	0	1	0	0	0	0	0	10	14	0	0	5	0	102	0	0



 * DFM SCN PRINT FACILITY REV. 2.00 DATE: 06/06/01 TIME: 10:42 AM *

 PDFSCN022 Santa Cruz Elections DFM ASSOC.
 CON13 Display District Registration Counts DISPLAY

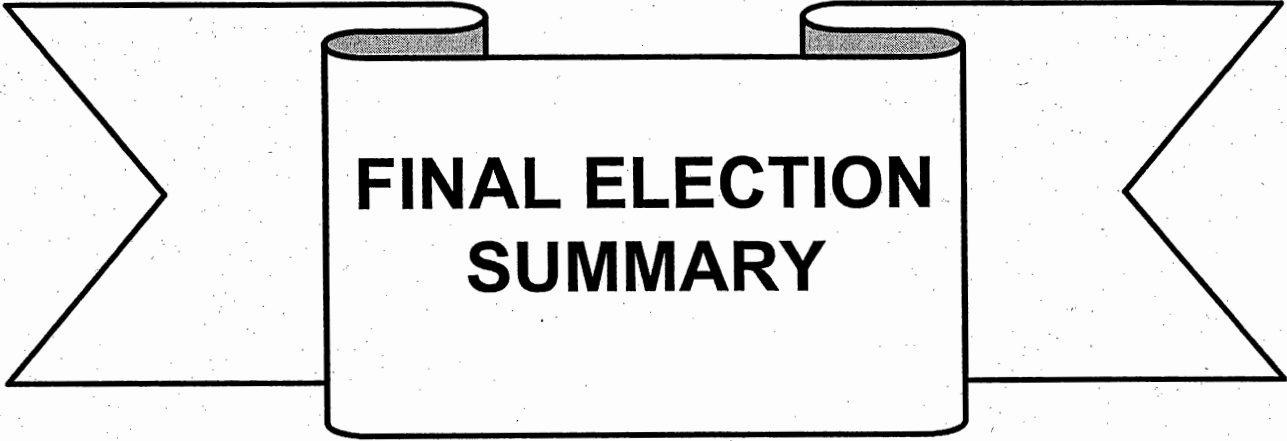
District: SC079 00 LOMA PRIETA JOINT UNION ELEMENTARY SCHOOL DIST.

Party Counts						
DEM	REP	AIP	GRE	LIB	NLP	REF
963	823	61	55	30	8	31
Misc		N/P		Total		
9		416		2396		
AVS		User Flags				
Perms	U1	U2	U3	U4	U5	
6						16

Enter District Code: SC079

--> Use Function keys to page Forward(F2) or Backward(F1)

 CONFIDENTIAL MATERIAL: ANY REPRODUCTION OR DISSEMINATION WITHOUT PRIOR WRITTEN
 AUTHORIZATION FROM DFM ASSOCIATES IS PROHIBITED.



**FINAL ELECTION
SUMMARY**



OFFICIAL RESULTS
Cumulative Totals

SPECIAL SCHOOL DISTRICT ELECTION
June 5, 2001

**LOMA PRIETA ELEMENTARY
REGISTRATION AND TURNOUT**

Complete Precincts: 3 of 3

TOTAL REGISTERED VOTERS	2,396	
PRECINCT REGISTRATION	2,396	
PRECINCT BALLOTS CAST	1,319	55.1%
ABSENTEE BALLOTS CAST	0	0.0%
TOTAL BALLOTS CAST	1,319	55.1%

**E-LOMA PRIETA ELEMENTARY
SPECIAL TAX**

Complete Precincts: 3 of 3

Under Votes: 1

Over Votes: 1

Yes	777	59.0%
No	540	41.0%